

YOUR TIVO REMOTE

START HERE

Press the TiVo button at any time to go to the TiVo Central screen. Press it twice to get to your My Shows list from any other screen.

INPUT

Use INPUT to select the input (such as a DVR, DVD player, game system) your TV displays.

SELECT

In the TiVo menus and program guide, use the arrow buttons to move to the option you want, then press Select.

VOLUME

To program Volume, Mute and TV Power buttons, go to Settings → Remote, CableCard, and Devices.

PLAYBACK

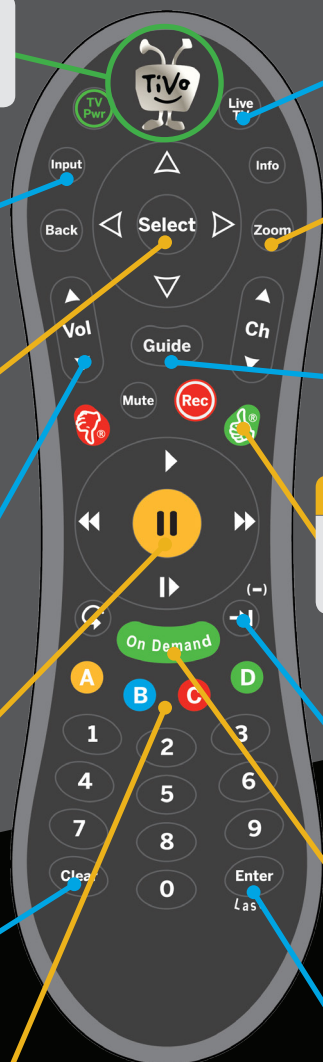
PLAY, PAUSE, REWIND, FAST-FORWARD or play shows in SLOW MOTION. Press Rewind and Fast-Forward up to three times for three speeds.

CLEAR

CLEAR removes the display of the info banner or program guide, and deletes titles from the My Shows or To Do list.

ABCD

The A, B, C, and D buttons set options and sort and filter views.



LIVE TV

LIVE TV takes you to live TV. If you're watching live TV, use it to cycle through the tuners.

ZOOM

In the TiVo menus and program guide, use the arrow buttons to move to the option you want, then press Select.

GUIDE

To program Volume, Mute and TV Power buttons, go to Settings → Remote, CableCard, and Devices.

THUMBS UP/DOWN

Use the THUMBS UP and THUMBS DOWN buttons to rate shows for TiVo Suggestions.

ADVANCE

ADVANCE moves forward in 30-second increments; press and hold to jump to the end of the show.

ON DEMAND

ON DEMAND takes you to the SELCO Video on Demand catalog.

ENTER

ENTER/LAST returns you to the last channel tuned to in live TV.



WELCOME TO THE
TIVO
EXPERIENCE

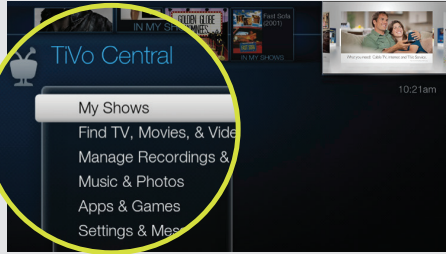


Find more information, help videos, and more at
SELCOHelpdesk.com/TIVO

FOR MORE INFORMATION AND HELP VISIT
SELCOHelpdesk.com/TIVO

THE TIVO® EXPERIENCE

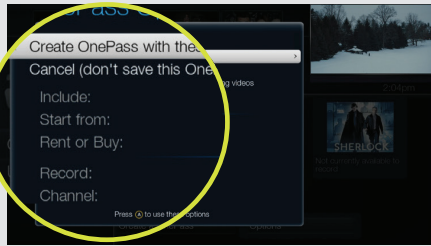
The TiVo experience instantly gives you total control of the TV programming you love, and much more! With six tuners and 150 hours of HD recording capacity (enough for 300 episodes of “Modern Family”), you can say goodbye to recording conflicts!



Press the TiVo button on your TiVo remote control to get to the TiVo Central® screen, the starting point for all of TiVo’s amazing features. For more help using your DVR, visit tivo.com/howto

ONEPASS™

OnePass searches gather every episode of a series available anywhere and adds them all right to your My Shows list. Watch a series from beginning to end, or start on any episode or season you want.



To create a OnePass search, find a show you want to watch, then choose “Create a OnePass.”

MY SHOWS

FIND. WATCH. REPEAT

All of your recordings and streaming videos appear in the My Shows list. To get to the My Shows list from any menu screen or from live TV, just press the TiVo button twice.



The My Shows list includes what you want to watch fast. Want to see all the kids’ shows you’ve recorded? Select Kids. Or lists of TV shows or movies that don’t include kids’ shows? Select TV Series or Movies.

TIVO® CENTRAL

Access your recorded programs, interactive guide, settings and apps for Netflix, On Demand, Opera TV and more, from one easy to navigate menu. You can always reach the TiVo Central screen by pressing the TiVo button on your remote control.



STREAM TO DEVICES

The VU-IT! (VUIT) App is available for your iOS or Android devices. Watch live or recorded TV via your TiVo, find shows, schedule recordings and browse content via the guide, by genre or category, explore the cast and crew, and even see where the content is available whether it be through cable TV, Hulu, YouTube and more.



- Watch live TV or recorded shows on your mobile device*
- Download shows to take with you on the go*
- Schedule recordings from anywhere
- Browse current listings
- Manage OnePass searches and the To Do List

* Requires compatible TiVo hardware and an iOS or Android device running current software. To stream live TV or recorded shows, your mobile device must be connected to the same home network as your DVR. Some shows cannot be downloaded due to the copy protection assigned them by the program provider.

WHOLE HOME EXPERIENCE

The TiVo Whole Home Solution delivers TV plus streaming video services like YouTube to just about anywhere in your home! A Mini DVR Expander lets you stream shows from your DVR to another TV location. Or, stream shows from your DVR to mobile devices, and quickly download shows to your mobile device for viewing when you’re away from home.

